



Term 1 2025 3 Feb - 11 Apr

WEEK 2 OF 9

Session 2



WELCOME TO TERM 1 2025



MoJoe Consulting Services
A division of Stafrace Management & Marketing
Consultancy
ABN 922 425 16619

Joe Stafrace - Principal

0497 093 465

PO Box 18
Annandale NSW 2038

www.stafracemmc.com
stafrace@outlook.com

WESLEY MISSION WIFI

Go to your Settings

Locate WiFi

Choose Network **WM_Guest**

Enter Password as shown below

ST@ngryBr!an7#















Technology
News









The success of these classes depends largely on you asking



Know your device...



-  **Display**
Monitors, brightness, night light, display profile
-  **Sound**
Volume levels, output, input, sound devices
-  **Notifications**
Alerts from apps and system, do not disturb
-  **Focus**
Reduce distractions
-  **Power**
Screen and sleep, power mode, energy saver
-  **Storage**
Storage space, drives, configuration rules
-  **Nearby sharing**
Discoverability, received files location
-  **Multitasking**
Snap windows, desktops, task switching
-  **For developers**
These settings are intended for development use only
-  **Activation**
Activation state, subscriptions, product key

-  **Troubleshoot**
Recommended troubleshooters, preferences, history
-  **Recovery**
Reset, advanced startup, go back
-  **Projecting to this PC**
Permissions, pairing PIN, discoverability
-  **Remote Desktop**
Remote Desktop users, connection permissions
-  **Clipboard**
Cut and copy history, sync, clear
-  **System components**
Manage system components that are preinstalled on Windows
-  **Optional features**
Extra functionality for your device
-  **About**
Device specifications, rename PC, Windows specifications

System > About

JoeHome
IdeaCentre AIO 3 27IAP7

Device specifications

Device name	JoeHome
Processor	13th Gen Intel(R) Core(TM) i7-13620H 2.40 GHz
Installed RAM	16.0 GB (15.7 GB usable)
Device ID	3E51D27B-9640-4E7E-AD4B-630F349EDB89
Product ID	00342-22263-76321-AAOEM
System type	64-bit operating system, x64-based processor
Pen and touch	Touch support with 10 touch points

Related links [Domain or workgroup](#) [System protection](#) [Advanced system settings](#)

Windows specifications

Edition	Windows 11 Home
Version	24H2
Installed on	23/11/2024
OS build	26100.3037
Serial number	MP2AMKDA
Experience	Windows Feature Experience Pack 1000.26100.48.0

[Microsoft Services Agreement](#)
[Microsoft Software License Terms](#)

Support

Manufacturer [Lenovo](#)
Website [Online support](#)

System > Display

Brightness & color



Brightness

Change brightness for the built-in display



Night light

Use warmer colors to help block blue light



Color profile

Determine how colors appear on your screen



HDR

[More about HDR](#)

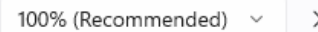


Scale & layout



Scale

Change the size of text, apps, and other items



Display resolution

Adjust the resolution to fit your connected display



Display orientation



Multiple displays

Choose the presentation mode for your displays



Related settings



Advanced display

Display information, refresh rate



Graphics



System > Sound

Output



Choose where to play sound
Apps might have their own settings

Speakers ^

Speakers


Realtek(R) Audio
Default device



Pair a new output device

Add device

Volume



Mono audio

Combine left and right audio channels into one

On

Input



Choose a device for speaking or recording
Apps might have their own settings

Microphone Array ^

Microphone Array

Realtek(R) Audio
Default device



Pair a new input device

Add device

Volume



Advanced

Troubleshoot common sound problems

Output devices

Input devices



All sound devices
Turn devices on/off, troubleshoot, other options



System > Notifications



Notifications

Get notifications from apps and other senders

Off



Do not disturb

Notifications will be sent directly to notification center

Off



Turn on do not disturb automatically



Set priority notifications



Focus

Session duration, hide badges on apps



Notifications from apps and other senders

Sort by:



iWFCam (via Phone Link)

Banners, Sounds

On



Windows Hello

Banners, Sounds

On



Outlook (new)

Banners, Sounds

On



Lenovo Vantage

Banners, Sounds

On



Apps

Banners, Sounds

On



Snipping Tool

Banners, Sounds


On

System > Focus

Focus sessions help you get more done by reducing distractions. When you start a session, these settings will apply for a set amount of time.



Focus

 Start focus session



Session duration

 30 mins 

Show the timer in the Clock app

Hide badges on taskbar apps

Hide flashing on taskbar apps

Turn on do not disturb


System > Power



Energy recommendations

Lower your carbon footprint by applying these recommendations

1 of 5



Power Mode

Optimize your device based on power use and performance

Balanced



Screen, sleep, & hibernate timeouts

Choose what happens when your device is idle for a specified time



Energy saver

Reduce power consumption and increase battery life by limiting some background activities

Off



Power & sleep button controls

Choose what happens when you interact with your device's physical controls







Windows (C:) - 951 GB



-  Installed apps  4.52 GB/123 GB used >
-  Temporary files  210 MB/123 GB used >
-  Other  228 MB/123 GB used >
-  Mail  16.8 MB/123 GB used >

[Show more categories](#)

Storage management

-  Storage Sense On >
Automatically free up space, delete temporary files, and manage locally available cloud content
-  Cleanup recommendations  >
Looking for items to clean
-  Advanced storage settings v
Backup options, Storage Spaces, other disks and volumes

System > Nearby sharing



Nearby sharing

Share files, photos, and links with nearby Windows devices [How to improve nearby sharing speed](#)



Off

My devices only

Everyone nearby

Save files I receive to
C:\Users\stafr\Downloads

Change

Your device is discoverable as "Joe"

Rename

System > Multitasking



Snap windows

Snap windows to automatically resize and arrange them into layouts

On



Show tabs from apps when snapping or pressing Alt+Tab

3 most recent tabs ▾



Desktops



On the taskbar, show all the open windows

Only on the desktop I'm using ▾

Show all open windows when I press Alt+Tab

Only on the desktop I'm using ▾



Title bar window shake

When I grab a window's title bar and shake it, minimize all other windows

Off

System > Activation



Windows 11 Home



Activation state

Active




Upgrade your edition of Windows



System > Troubleshoot > Other troubleshooters

Most frequent



Audio

Run



Network and Internet

Run



Printer

Run



Windows Update

Run

Other



Background Intelligent Transfer Service

Run



Bluetooth

Run



Camera

Run



Program Compatibility Troubleshooter

Find and fix problems with running older programs on this version of Windows.

Run



Video Playback

Run



Windows Media Player

Run

System > Recovery

If you're having problems with your PC or want to reset it, these recovery options might help.



Fix problems without resetting your PC

Resetting can take a while — first, try resolving issues by running a troubleshooter



Fix problems using Windows Update

Reinstall your current version of Windows (your apps, files, and settings will be preserved)

Reinstall now

Recovery options



Reset this PC

Choose to keep or remove your personal files, then reinstall Windows

Reset PC



Go back

This option is no longer available on this PC

Go back



Advanced startup

Restart your device to change startup settings, including starting from a disc or USB drive


Restart now

System > Projecting to this PC


Project your Windows phone or PC to this screen, and use its keyboard, mouse, and other devices, too.

[Launch the Wireless Display app to project to this PC](#)

Some Windows and Android devices can project to this PC when you say it's OK

Available everywhere on secure networks 

Ask to project to this PC

Every time a connection is requested 

Require PIN for pairing

Never 


This PC can be discovered for projection only when it's plugged into a power source

On

PC name JoeHome

[Rename your PC](#)

System > Clipboard

 Your Microsoft account is syncing with Windows

Manage



Clipboard history

Save multiple items to your clipboard—press the Windows logo key  + V to view your clipboard history and paste from it

On 



Clipboard history across your devices

Paste text from your PC to supported devices

This feature is only available if your Microsoft account is syncing with Windows

On  ^

Automatically sync text that I copy

Manually sync text that I copy

Clear clipboard data

Pinned items won't be removed on this device

Clear



Privacy Statement

Learn more about data protection and your privacy



Related links



Get help with clipboard



How to seamlessly transfer content between your devices











System > System components




8 system components found

Filter by: All drives


Sort by: Name (A to Z)

 Dev Home Microsoft Corporation 29/01/2025	16.0 KB	...
 Game Bar Microsoft Corporation 6/12/2024	582 KB	...
 Get Help Microsoft Corporation 31/10/2024	17.3 MB	...
 Microsoft Store Microsoft Corporation 31/01/2025	10.6 MB	...
 Mixed Reality Portal Microsoft Corporation 20/03/2024	8.00 KB	...
 Phone Link Microsoft Corporation 25/01/2025	8.22 MB	...
 Windows Application Compatibility Enhancements Microsoft Corporation 24/11/2024	16.0 KB	...
 Windows Security Microsoft Corporation 9/01/2025	16.0 KB	...


Related settings

 **Installed apps**
Uninstall and manage apps on your PC >

System > Optional features

 Add an optional feature

[View features](#)

 Optional features history

[See history](#)

Added features




Sort by:


Name




12 features found

 Extended Theme Content
Added:




 Facial Recognition (Windows Hello)
Added:




 Internet Explorer mode
Added:

117 KB




 Math Recognizer
Added:




 Notepad (system)
Added:

46.7 KB




 OpenSSH Client
Added:



 Steps Recorder
Added:

46.9 KB



 VBSCRIPT
Added:

45.0 KB



System > About

JoeHome
IdeaCentre AIO 3 27IAP7

Rename this PC



Device specifications

Copy



Device name	JoeHome
Processor	13th Gen Intel(R) Core(TM) i7-13620H 2.40 GHz
Installed RAM	16.0 GB (15.7 GB usable)
Device ID	3E51D27B-9640-4E7E-AD4B-630F349EDB89
Product ID	00342-22263-76321-AAOEM
System type	64-bit operating system, x64-based processor
Pen and touch	Touch support with 10 touch points

Related links [Domain or workgroup](#) [System protection](#) [Advanced system settings](#)



Windows specifications

Copy



Edition	Windows 11 Home
Version	24H2
Installed on	23/11/2024
OS build	26100.3037
Serial number	MP2AMKDA
Experience	Windows Feature Experience Pack 1000.26100.48.0

[Microsoft Services Agreement](#)

[Microsoft Software License Terms](#)

Related



Trade-in or recycle your PC



Product key and activation

Change product key or upgrade your edition of Windows



Remote desktop

Control this device from another device



Device Manager

Printer and other drivers, hardware properties



BitLocker

Device encryption to help protect your data



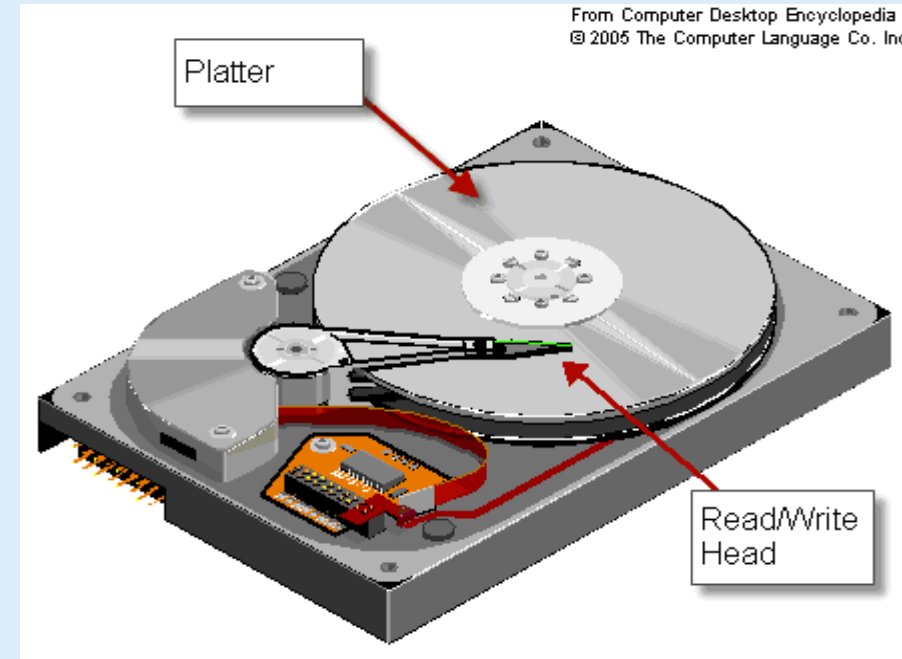
Processor: A powerful CPU like Intel Core i5/i7/i9 or AMD Ryzen 5/7/9 is crucial for fast performance. The processor determines how quickly tasks are executed.




RAM: 8GB is sufficient for most users, while 16GB or more is recommended for power users and multitasking¹². More RAM allows smoother operation of multiple applications simultaneously.



Storage: SSDs offer faster performance than traditional HDDs. Look for at least 256GB SSD for basic use, or 512GB-1TB for more storage needs



Graphics: Integrated graphics work for basic tasks, while dedicated GPUs from NVIDIA or AMD are essential for gaming and graphic-intensive work




Display: Consider factors like size (13-17 inches), resolution (1080p or 4K), and panel type (IPS, OLED)¹⁴. OLED displays offer vibrant colors and deep blacks.



Battery life: Look for laptops offering 8-12 hours of battery life for all-day use



Ports: Ensure the laptop has necessary ports like USB-A, USB-C, HDMI, and possibly Thunderbolt for connectivity



Build quality and design: Consider factors like weight, durability, and keyboard quality for comfort during extended use.

Operating system: Choose between Windows, macOS, or Chrome OS based on your needs and preferences.

Connectivity: Look for Wi-Fi 6/6E and Bluetooth 5.0 or later for fast wireless connections.



Major Operating Systems

Desktop/Personal Computer Operating Systems:

- Microsoft Windows: The most widely used global operating system, with Windows 10 accounting for 71.29% and Windows 11 at 15.44% market share
- macOS (Apple's operating system): Known for its aesthetic design, solid security, and high performance
- Linux: An open-source operating system with multiple distributions



Other Notable Operating Systems

- Mobile Operating Systems:
 - Android (Google)
 - iOS (Apple)
- Specialized Operating Systems:
 - Unix-based systems
 - FreeBSD
 - Solaris
 - Ubuntu
 - Fedora
 - Zorin

